

KansasGolf ASSOCIATION

1201 Wakarusa Drive, Suite B5
Lawrence, KS 66049
Phone: (785) 842-4833
Fax: (785) 842-3831
kga@kansasgolf.org
www.kansasgolf.org

OFFICERS

President
Gary Lucas

Vice President
Mike Grosdidier

Secretary/Treasurer
Sean Thayer

Immediate Past President
Jack Simpson

DIRECTORS

John Alefs
Scott Brooks
Zac Burton
Bill Conrey
Bill Hess
Stacy Kramer
Pete Krnich
Jim Mapel
Mike Millikan
Chad Renn
Dick Stuntz
Sean Thayer
Tim Tyner
Don Walsworth, Jr.
Tony Winslow

ADVISORY DIRECTOR
Steve Randall

PAST PRESIDENTS

Larry Barrett
Don Briggs
Scott Brooks
Hal Bump
Gary Conover
Bill Conrey
Jim Deckert
Jerry Goforth
Larry Johnson
Frank Kirk
William Knox
Mike Morrissey
Mark Shelton
Jack Simpson
Jerry Waugh

GENERAL COUNSEL
Brian Burris

EXECUTIVE DIRECTOR
Kim Richey
kim@kansasgolf.org

DIRECTOR of RULES/COMPETITIONS
Casey Old
casey@kansasgolf.org

**DIRECTOR of MEMBER SERVICES
& JUNIOR GOLF**
Tyler Cummins
tyler@kansasgolf.org

TOURNAMENT ADMINSTRATOR
Rusty Hilst
rhilst@cox.net

KGA SENIOR SERIES COMMISSIONER
Richard Kendrick
rtk1948k@gmail.com

September 10, 2015

St. Marys Golf Course
604 Golf Course Ln.
St. Marys, KS 66536

Dear _____,

Enclosed you will find the documentation for the new course rating. This is provided by the Kansas Golf Association to member clubs as a part of your membership at no additional cost. The GHIN database has been updated to reflect the new ratings and your PC will be updated by the time you receive this letter.

The Course Directory on the KGA web site (www.kansasgolf.org) has also been updated.

At this time I would like to thank you for your continued support of the KGA and all the work done at the club to support the game of golf in Kansas. If you have any questions, please contact me.

Sincerely,



Tyler Cummins
KGA Mgr. of Member Services
(785)842-4833 ext 205
tyler@kansasgolf.org



St. Marys Public Golf Course

USGA Course Rating and Slope Rating

Certified By:

Kansas Golf Association

Authorized Golf Association

Tyler Cummins

Name

Course Rating Contact

Title

9/9/2015

Effective Rating Date

Explanation:

A USGA Course Rating is the evaluation of the playing difficulty of a course for scratch golfers under normal course and weather conditions. It is expressed as strokes taken to one decimal place, and is based on yardage and other obstacles to the extent that they affect the scoring ability of a scratch golfer.

A Slope Rating evaluates the relative playing difficulty of a course for players who are not scratch golfers. The lowest Slope Rating is 55 and the highest is 155. A golf course of standard playing difficulty has a Slope Rating of 113.

Course ratings are determined, by permission of the USGA, in accordance with the USGA Course Rating System™ for the purpose of providing a uniform basis of which to issue a Handicap Index. USGA Course Rating, Slope Rating®, and Handicap Index® are marks owned by the USGA and may only be used in connection with the USGA Handicap System™.

Tee Name	Length	Gender	USGA Course Rating™/ Slope Rating	Front Nine	Back Nine
Blue	5690	Men	68.6/113	34.3/113	34.3/113
White/Blue	5477	Men	67.2/112	32.9/110	34.3/113
White	5264	Men	65.8/110	32.9/110	32.9/110
White/Red	4898	Men	64.3/104	32.9/110	31.4/97
Red	4532	Men	62.8/97	31.4/97	31.4/97

USGA COURSE RATING SUMMARY REPORT

Club: St. Marys Public Golf Course



Effective playing length and obstacle evaluation

Course Information

Effective Date: 9/9/2015 Date Rated: 9/9/2015 Previous Rating Date: 5/12/2006 Altitude (ft.): 1058
 Stimpmeter Reading: 7'-8.5" Rough Height: <2" Grass Type: Cool
 Rating Team Leader: Tyler Cummins Narrator:

Team Members: Don Branson, Greg Lee, Ken Hackler

Reason: New club

Notes: GHIN No. 09-164

Tee Information

Tee Name	Gender	# of Par	4/5 Holes	Measured Length	Effective Playing Length	Yardage Ratings		Obstacle Stroke Values		USGA Course Ratings / Slope					
						Scratch	Bogey	Scratch	Bogey	Calculated	Final (Adjusted)				
Blue	Men's	Front:	6	2845	2953	33.9	43.5	0.4	1.3	34.3	44.8	113	34.3	44.8	113
		Back:	6	2845	2953	33.9	43.5	0.4	1.3	34.3	44.8	113	34.3	44.8	113
		Full:	12	5690	5906	67.8	87.0	0.8	2.6	68.6	89.6	113	68.6	89.6	113
White/Blue	Men's	Front:	6	2632	2700	32.7	42.2	0.2	0.9	32.9	43.1	110	32.9	43.1	110
		Back:	6	2845	2953	33.9	43.5	0.4	1.3	34.3	44.8	113	34.3	44.8	113
		Full:	12	5477	5653	66.6	85.7	0.6	2.2	67.2	87.9	112	67.2	87.9	112
White	Men's	Front:	6	2632	2700	32.7	42.2	0.2	0.9	32.9	43.1	110	32.9	43.1	110
		Back:	6	2632	2700	32.7	42.2	0.2	0.9	32.9	43.1	110	32.9	43.1	110
		Full:	12	5264	5400	65.4	84.4	0.4	1.8	65.8	86.2	110	65.8	86.2	110
White/Red	Men's	Front:	6	2632	2700	32.7	42.2	0.2	0.9	32.9	43.1	110	32.9	43.1	110
		Back:	6	2266	2431	31.5	40.3	-0.1	0.1	31.4	40.4	97	31.4	40.4	97
		Full:	12	4898	5131	64.2	82.5	0.1	1.0	64.3	83.5	104	64.3	83.5	104
Red	Men's	Front:	6	2266	2431	31.5	40.3	-0.1	0.1	31.4	40.4	97	31.4	40.4	97
		Back:	6	2266	2431	31.5	40.3	-0.1	0.1	31.4	40.4	97	31.4	40.4	97
		Full:	12	4532	4862	63.0	80.6	-0.2	0.2	62.8	80.8	97	62.8	80.8	97



Course Handicap Table



Kansas Golf Association St. Marys Public Golf Course Men's - Blue

USGA Course Rating™: 68.6 - Slope Rating®: 113 - Bogey Rating: 89.6

Handicap Index®	Course Handicap™	Handicap Index®	Course Handicap™
+3.5 to +2.6	+3	27.5 to 28.4	28
+2.5 to +1.6	+2	28.5 to 29.4	29
+1.5 to +0.6	+1	29.5 to 30.4	30
+0.5 to 0.4	0	30.5 to 31.4	31
0.5 to 1.4	1	31.5 to 32.4	32
1.5 to 2.4	2	32.5 to 33.4	33
2.5 to 3.4	3	33.5 to 34.4	34
3.5 to 4.4	4	34.5 to 35.4	35
4.5 to 5.4	5	35.5 to 36.4	36
5.5 to 6.4	6		
6.5 to 7.4	7		
7.5 to 8.4	8		
8.5 to 9.4	9		
9.5 to 10.4	10		
10.5 to 11.4	11		
11.5 to 12.4	12		
12.5 to 13.4	13		
13.5 to 14.4	14		
14.5 to 15.4	15		
15.5 to 16.4	16		
16.5 to 17.4	17		
17.5 to 18.4	18		
18.5 to 19.4	19		
19.5 to 20.4	20		
20.5 to 21.4	21		
21.5 to 22.4	22		
22.5 to 23.4	23		
23.5 to 24.4	24		
24.5 to 25.4	25		
25.5 to 26.4	26		
26.5 to 27.4	27		

INSTRUCTIONS

* When using the table, find the range containing your USGA Handicap Index® in the left column. Play with the Course Handicap™ which corresponds with it in the right column.

* Please make sure that the tees from which you are playing correspond with the tees for which this table applies.



Course Handicap Table



Kansas Golf Association St. Marys Public Golf Course Men's - White/Blue

USGA Course Rating™: 67.2 - Slope Rating®: 112 - Bogey Rating: 87.9

Handicap Index®	Course Handicap™	Handicap Index®	Course Handicap™
+3.5 to +2.6	+3	27.8 to 28.7	28
+2.5 to +1.6	+2	28.8 to 29.7	29
+1.5 to +0.6	+1	29.8 to 30.7	30
+0.5 to 0.5	0	30.8 to 31.7	31
0.6 to 1.5	1	31.8 to 32.7	32
1.6 to 2.5	2	32.8 to 33.7	33
2.6 to 3.5	3	33.8 to 34.8	34
3.6 to 4.5	4	34.9 to 35.8	35
4.6 to 5.5	5	35.9 to 36.4	36
5.6 to 6.5	6		
6.6 to 7.5	7		
7.6 to 8.5	8		
8.6 to 9.5	9		
9.6 to 10.5	10		
10.6 to 11.6	11		
11.7 to 12.6	12		
12.7 to 13.6	13		
13.7 to 14.6	14		
14.7 to 15.6	15		
15.7 to 16.6	16		
16.7 to 17.6	17		
17.7 to 18.6	18		
18.7 to 19.6	19		
19.7 to 20.6	20		
20.7 to 21.6	21		
21.7 to 22.7	22		
22.8 to 23.7	23		
23.8 to 24.7	24		
24.8 to 25.7	25		
25.8 to 26.7	26		
26.8 to 27.7	27		

INSTRUCTIONS

* When using the table, find the range containing your USGA Handicap Index® in the left column. Play with the Course Handicap™ which corresponds with it in the right column.

* Please make sure that the tees from which you are playing correspond with the tees for which this table applies.



Course Handicap Table



Kansas Golf Association St. Marys Public Golf Course Men's - White

USGA Course Rating™: 65.8 - Slope Rating®: 110 - Bogey Rating: 86.2

Handicap Index®	Course Handicap™	Handicap Index®	Course Handicap™
+3.5 to +2.6	+3	28.3 to 29.2	28
+2.5 to +1.6	+2	29.3 to 30.3	29
+1.5 to +0.6	+1	30.4 to 31.3	30
+0.5 to 0.5	0	31.4 to 32.3	31
0.6 to 1.5	1	32.4 to 33.3	32
1.6 to 2.5	2	33.4 to 34.4	33
2.6 to 3.5	3	34.5 to 35.4	34
3.6 to 4.6	4	35.5 to 36.4	35
4.7 to 5.6	5		
5.7 to 6.6	6		
6.7 to 7.7	7		
7.8 to 8.7	8		
8.8 to 9.7	9		
9.8 to 10.7	10		
10.8 to 11.8	11		
11.9 to 12.8	12		
12.9 to 13.8	13		
13.9 to 14.8	14		
14.9 to 15.9	15		
16.0 to 16.9	16		
17.0 to 17.9	17		
18.0 to 19.0	18		
19.1 to 20.0	19		
20.1 to 21.0	20		
21.1 to 22.0	21		
22.1 to 23.1	22		
23.2 to 24.1	23		
24.2 to 25.1	24		
25.2 to 26.1	25		
26.2 to 27.2	26		
27.3 to 28.2	27		

INSTRUCTIONS

* When using the table, find the range containing your USGA Handicap Index® in the left column. Play with the Course Handicap™ which corresponds with it in the right column.

* Please make sure that the tees from which you are playing correspond with the tees for which this table applies.



Course Handicap Table



Kansas Golf Association St. Marys Public Golf Course Men's - White/Red

USGA Course Rating™: 64.3 - Slope Rating®: 104 - Bogey Rating: 83.5

Handicap Index®	Course Handicap™	Handicap Index®	Course Handicap™
+3.5 to +2.8	+3	29.9 to 30.9	28
+2.7 to +1.7	+2	31.0 to 32.0	29
+1.6 to +0.6	+1	32.1 to 33.1	30
+0.5 to 0.5	0	33.2 to 34.2	31
0.6 to 1.6	1	34.3 to 35.3	32
1.7 to 2.7	2	35.4 to 36.3	33
2.8 to 3.8	3	36.4 to 36.4	34
3.9 to 4.8	4		
4.9 to 5.9	5		
6.0 to 7.0	6		
7.1 to 8.1	7		
8.2 to 9.2	8		
9.3 to 10.3	9		
10.4 to 11.4	10		
11.5 to 12.4	11		
12.5 to 13.5	12		
13.6 to 14.6	13		
14.7 to 15.7	14		
15.8 to 16.8	15		
16.9 to 17.9	16		
18.0 to 19.0	17		
19.1 to 20.1	18		
20.2 to 21.1	19		
21.2 to 22.2	20		
22.3 to 23.3	21		
23.4 to 24.4	22		
24.5 to 25.5	23		
25.6 to 26.6	24		
26.7 to 27.7	25		
27.8 to 28.7	26		
28.8 to 29.8	27		

INSTRUCTIONS

* When using the table, find the range containing your USGA Handicap Index® in the left column. Play with the Course Handicap™ which corresponds with it in the right column.

* Please make sure that the tees from which you are playing correspond with the tees for which this table applies.



Course Handicap Table



Kansas Golf Association St. Marys Public Golf Course Men's - Red

USGA Course Rating™: 62.8 - Slope Rating®: 97 - Bogey Rating: 80.8

Handicap Index®	Course Handicap™	Handicap Index®	Course Handicap™
+3.5 to +3.0	+3	32.1 to 33.2	28
+2.9 to +1.8	+2	33.3 to 34.3	29
+1.7 to +0.6	+1	34.4 to 35.5	30
+0.5 to 0.5	0	35.6 to 36.4	31
0.6 to 1.7	1		
1.8 to 2.9	2		
3.0 to 4.0	3		
4.1 to 5.2	4		
5.3 to 6.4	5		
6.5 to 7.5	6		
7.6 to 8.7	7		
8.8 to 9.9	8		
10.0 to 11.0	9		
11.1 to 12.2	10		
12.3 to 13.3	11		
13.4 to 14.5	12		
14.6 to 15.7	13		
15.8 to 16.8	14		
16.9 to 18.0	15		
18.1 to 19.2	16		
19.3 to 20.3	17		
20.4 to 21.5	18		
21.6 to 22.7	19		
22.8 to 23.8	20		
23.9 to 25.0	21		
25.1 to 26.2	22		
26.3 to 27.3	23		
27.4 to 28.5	24		
28.6 to 29.7	25		
29.8 to 30.8	26		
30.9 to 32.0	27		

INSTRUCTIONS

* When using the table, find the range containing your USGA Handicap Index® in the left column. Play with the Course Handicap™ which corresponds with it in the right column.

* Please make sure that the tees from which you are playing correspond with the tees for which this table applies.

USGA Course Rating Tee Summary Report

Effective playing length and obstacle evaluation



Course: **St. Marys Public Golf Course**

Tee: **Blue - Men's**

Effective Date: 9/10/2015

Date Rated: 9/9/2015

Previous Rating Date: 5/12/2006

Stimpmeter Reading: 7'-8'5"

Rough Height: <2"

Grass Type: Cool

Altitude (ft.): 1058

Rating Team Leader: Tyler Cummins

Narrator:

Team Members: Don Branson, Greg Lee, Ken Hackler

Reason: New club

Notes: GHIN No. 09-164

	1-9				10-18				18 Holes			
Number of Par 4/5 Holes	6				6				12			
Length	2845				2845				5690			
	Par 4 and 5		Par 3		Par 4 and 5		Par 3		Par 4 and 5		Par 3	
Roll	0	0			0	0			0	0		
Elevation	-115				-115				-230			
Dogleg / Lay-Up	50	0			50	0			100	0		
Prevailing Wind	14				14				28			
Topography	21	23	7	7	21	23	7	7	42	46	14	14
Fairway	25	27			25	27			50	54		
Green Target	28	35	20	17	28	35	20	18	56	70	40	35
Recoverability / Rough	18	24	12	11	18	24	12	11	36	48	24	22
Bunkers	0	0	0	0	0	0	0	0	0	0	0	0
OB / Extreme Rough	28	29	10	15	28	29	10	15	56	58	20	30
Water Hazards	10	17	9	10	10	17	9	10	20	34	18	20
Trees	11	12	2	2	11	12	2	2	22	24	4	4
Green Surface	27	27	13	13	27	27	13	13	54	54	26	26
Psychological	4	14	0	4	4	14	0	4	8	28	0	8
sEPL	2953				2953				5906			
bEPL	2903				2903				5806			
SYR	33.9				33.9				67.8			
BYR	43.5				43.5				87.0			
SOSV	0.4				0.4				0.8			
BOSV	1.3				1.3				2.6			
Calculated Ratings												
USGA Course Rating™	34.3				34.3				68.6			
Bogey Rating™	44.8				44.8				89.6			
Slope Rating®	113				113				113			
Final (Adjusted) Ratings												
USGA Course Rating™	34.3				34.3				68.6			
Bogey Rating™	44.8				44.8				89.6			
Slope Rating®	113				113				113			

USGA Course Rating Tee Summary Report

Effective playing length and obstacle evaluation



Course: **St. Marys Public Golf Course**

Tee: **White/Blue - Men's**

Effective Date: 9/10/2015

Date Rated: 9/9/2015

Previous Rating Date: 5/12/2006

Stimpmeter Reading: 7'-8'5"

Rough Height: <2"

Grass Type: Cool

Altitude (ft.): 1058

Rating Team Leader: Tyler Cummins

Narrator:

Team Members: Don Branson, Greg Lee, Ken Hackler

Reason: New club

Notes: GHIN No. 09-164

	1-9				10-18				18 Holes			
Number of Par 4/5 Holes	6				6				12			
Length	2632				2845				5477			
	Par 4 and 5		Par 3		Par 4 and 5		Par 3		Par 4 and 5		Par 3	
Roll	0	0			0	0			0	0		
Elevation	-115				-115				-230			
Dogleg / Lay-Up	10	0			50	0			60	0		
Prevailing Wind	14				14				28			
Topography	18	20	7	7	21	23	7	7	39	43	14	14
Fairway	21	21			25	27			46	48		
Green Target	27	33	16	21	28	35	20	17	55	68	36	38
Recoverability / Rough	19	25	10	13	18	24	12	11	37	49	22	24
Bunkers	0	0	0	0	0	0	0	0	0	0	0	0
OB / Extreme Rough	23	21	8	14	28	29	10	15	51	50	18	29
Water Hazards	15	16	7	11	10	17	9	10	25	33	16	21
Trees	12	11	2	2	11	12	2	2	23	23	4	4
Green Surface	27	27	13	13	27	27	13	13	54	54	26	26
Psychological	2	5	0	3	4	14	0	4	6	19	0	7
sEPL	2700				2953				5653			
bEPL	2690				2903				5593			
SYR	32.7				33.9				66.6			
BYR	42.2				43.5				85.7			
SOSV	0.2				0.4				0.6			
BOSV	0.9				1.3				2.2			
Calculated Ratings												
USGA Course Rating™	32.9				34.3				67.2			
Bogey Rating™	43.1				44.8				87.9			
Slope Rating®	110				113				112			
Final (Adjusted) Ratings												
USGA Course Rating™	32.9				34.3				67.2			
Bogey Rating™	43.1				44.8				87.9			
Slope Rating®	110				113				112			

USGA Course Rating Tee Summary Report

Effective playing length and obstacle evaluation



Course: **St. Marys Public Golf Course**

Tee: **White - Men's**

Effective Date: 9/10/2015

Date Rated: 9/9/2015

Previous Rating Date: 5/12/2006

Stimpmeter Reading: 7'-8'5"

Rough Height: <2"

Grass Type: Cool

Altitude (ft.): 1058

Rating Team Leader: Tyler Cummins

Narrator:

Team Members: Don Branson, Greg Lee, Ken Hackler

Reason: New club

Notes: GHIN No. 09-164

	1-9				10-18				18 Holes			
Number of Par 4/5 Holes	6				6				12			
Length	2632				2632				5264			
	Par 4 and 5		Par 3		Par 4 and 5		Par 3		Par 4 and 5		Par 3	
Roll	0	0			0	0			0	0		
Elevation	-115				-115				-230			
Dogleg / Lay-Up	10	0			10	0			20	0		
Prevailing Wind	14				14				28			
Topography	18	20	7	7	18	20	7	7	36	40	14	14
Fairway	21	21			21	21			42	42		
Green Target	27	33	16	21	27	33	16	21	54	66	32	42
Recoverability / Rough	19	25	10	13	19	25	10	13	38	50	20	26
Bunkers	0	0	0	0	0	0	0	0	0	0	0	0
OB / Extreme Rough	23	21	8	14	23	21	8	14	46	42	16	28
Water Hazards	15	16	7	11	15	16	7	11	30	32	14	22
Trees	12	11	2	2	12	11	2	2	24	22	4	4
Green Surface	27	27	13	13	27	27	13	13	54	54	26	26
Psychological	2	5	0	3	2	5	0	3	4	10	0	6
sEPL	2700				2700				5400			
bEPL	2690				2690				5380			
SYR	32.7				32.7				65.4			
BYR	42.2				42.2				84.4			
SOSV	0.2				0.2				0.4			
BOSV	0.9				0.9				1.8			
Calculated Ratings												
USGA Course Rating™	32.9				32.9				65.8			
Bogey Rating™	43.1				43.1				86.2			
Slope Rating®	110				110				110			
Final (Adjusted) Ratings												
USGA Course Rating™	32.9				32.9				65.8			
Bogey Rating™	43.1				43.1				86.2			
Slope Rating®	110				110				110			

USGA Course Rating Tee Summary Report

Effective playing length and obstacle evaluation



Course: **St. Marys Public Golf Course**

Tee: **White/Red - Men's**

Effective Date: 9/9/2015

Date Rated: 9/9/2015

Previous Rating Date: 5/12/2006

Stimpmeter Reading: 7'-8'5"

Rough Height: <2"

Grass Type: Cool

Altitude (ft.): 1058

Rating Team Leader: Tyler Cummins

Narrator:

Team Members: Don Branson, Greg Lee, Ken Hackler

Reason: New club

Notes: GHIN No. 09-164

	1-9				10-18				18 Holes			
Number of Par 4/5 Holes	6				6				12			
Length	2632				2266				4898			
	Par 4 and 5		Par 3		Par 4 and 5		Par 3		Par 4 and 5		Par 3	
Roll	0	0			0	0			0	0		
Elevation	-115				-75				-190			
Dogleg / Lay-Up	10	0			50	0			60	0		
Prevailing Wind	14				14				28			
Topography	18	20	7	7	19	20	3	3	37	40	10	10
Fairway	21	21			23	23			44	44		
Green Target	27	33	16	21	23	27	12	16	50	60	28	37
Recoverability / Rough	19	25	10	13	13	21	7	11	32	46	17	24
Bunkers	0	0	0	0	0	0	0	0	0	0	0	0
OB / Extreme Rough	23	21	8	14	25	27	4	8	48	48	12	22
Water Hazards	15	16	7	11	13	11	6	8	28	27	13	19
Trees	12	11	2	2	9	9	2	2	21	20	4	4
Green Surface	27	27	13	13	27	27	13	13	54	54	26	26
Psychological	2	5	0	3	2	2	0	0	4	7	0	3
sEPL	2700				2431				5131			
bEPL	2690				2381				5071			
SYR	32.7				31.5				64.2			
BYR	42.2				40.3				82.5			
SOSV	0.2				-0.1				0.1			
BOSV	0.9				0.1				1.0			
Calculated Ratings												
USGA Course Rating™	32.9				31.4				64.3			
Bogey Rating™	43.1				40.4				83.5			
Slope Rating®	110				97				104			
Final (Adjusted) Ratings												
USGA Course Rating™	32.9				31.4				64.3			
Bogey Rating™	43.1				40.4				83.5			
Slope Rating®	110				97				104			

USGA Course Rating Tee Summary Report

Effective playing length and obstacle evaluation



Course: **St. Marys Public Golf Course**

Tee: **Red - Men's**

Effective Date: 9/9/2015

Date Rated: 9/9/2015

Previous Rating Date: 5/12/2006

Stimpmeter Reading: 7'-8'5"

Rough Height: <2"

Grass Type: Cool

Altitude (ft.): 1058

Rating Team Leader: Tyler Cummins

Narrator:

Team Members: Don Branson, Greg Lee, Ken Hackler

Reason: New club

Notes: GHIN No. 09-164

	1-9				10-18				18 Holes			
Number of Par 4/5 Holes	6				6				12			
Length	2266				2266				4532			
	Par 4 and 5		Par 3		Par 4 and 5		Par 3		Par 4 and 5		Par 3	
Roll	0	0			0	0			0	0		
Elevation	-75				-75				-150			
Dogleg / Lay-Up	50	0			50	0			100	0		
Prevailing Wind	14				14				28			
Topography	19	20	3	3	19	20	3	3	38	40	6	6
Fairway	23	23			23	23			46	46		
Green Target	23	27	12	16	23	27	12	16	46	54	24	32
Recoverability / Rough	13	21	7	11	13	21	7	11	26	42	14	22
Bunkers	0	0	0	0	0	0	0	0	0	0	0	0
OB / Extreme Rough	25	27	4	8	25	27	4	8	50	54	8	16
Water Hazards	13	11	6	8	13	11	6	8	26	22	12	16
Trees	9	9	2	2	9	9	2	2	18	18	4	4
Green Surface	27	27	13	13	27	27	13	13	54	54	26	26
Psychological	2	2	0	0	2	2	0	0	4	4	0	0
sEPL	2431				2431				4862			
bEPL	2381				2381				4762			
SYR	31.5				31.5				63.0			
BYR	40.3				40.3				80.6			
SOSV	-0.1				-0.1				-0.2			
BOSV	0.1				0.1				0.2			
Calculated Ratings												
USGA Course Rating™	31.4				31.4				62.8			
Bogey Rating™	40.4				40.4				80.8			
Slope Rating®	97				97				97			
Final (Adjusted) Ratings												
USGA Course Rating™	31.4				31.4				62.8			
Bogey Rating™	40.4				40.4				80.8			
Slope Rating®	97				97				97			



USGA Pace Rating



Issued By: Kansas Golf Association

St. Marys Public Golf Course

Men's - Blue

<u>Hole</u>	<u>Time Par (min.)</u>	<u>Hole</u>	<u>Time Par (min.)</u>
1	16	10	16
2	14	11	14
3	12	12	12
4	11	13	11
5	8	14	8
6	17	15	17
7	14	16	14
8	10	17	10
9	12	18	13

Front Nine:

1:54

Back Nine:

1:55

USGA PACE RATING TOTAL TIME

3

Hours

49

Minutes



USGA Pace Rating



Issued By: Kansas Golf Association

St. Marys Public Golf Course

Men's - White/Blue

<u>Hole</u>	<u>Time Par (min.)</u>	<u>Hole</u>	<u>Time Par (min.)</u>
1	16	10	16
2	13	11	14
3	11	12	12
4	10	13	11
5	7	14	8
6	16	15	17
7	13	16	14
8	9	17	10
9	12	18	13

Front Nine:

Back Nine:

USGA PACE RATING TOTAL TIME

Hours Minutes



USGA Pace Rating



Issued By: Kansas Golf Association

St. Marys Public Golf Course

Men's - White

<u>Hole</u>	<u>Time Par (min.)</u>	<u>Hole</u>	<u>Time Par (min.)</u>
1	16	10	16
2	13	11	13
3	11	12	11
4	10	13	10
5	7	14	7
6	16	15	16
7	13	16	13
8	9	17	9
9	12	18	12

Front Nine:

Back Nine:

USGA PACE RATING TOTAL TIME

Hours Minutes



USGA Pace Rating



Issued By: Kansas Golf Association

St. Marys Public Golf Course

Men's - White/Red

<u>Hole</u>	<u>Time Par (min.)</u>	<u>Hole</u>	<u>Time Par (min.)</u>
1	16	10	16
2	13	11	12
3	11	12	10
4	10	13	8
5	7	14	6
6	16	15	16
7	13	16	10
8	9	17	7
9	12	18	11

Front Nine:

Back Nine:

USGA PACE RATING TOTAL TIME

Hours Minutes



USGA Pace Rating



Issued By: Kansas Golf Association

St. Marys Public Golf Course

Men's - Red

<u>Hole</u>	<u>Time Par (min.)</u>	<u>Hole</u>	<u>Time Par (min.)</u>
1	16	10	16
2	12	11	12
3	10	12	10
4	8	13	8
5	6	14	6
6	16	15	16
7	10	16	10
8	7	17	7
9	11	18	11

Front Nine:

1:36

Back Nine:

1:36

USGA PACE RATING TOTAL TIME

3

Hours

12

Minutes



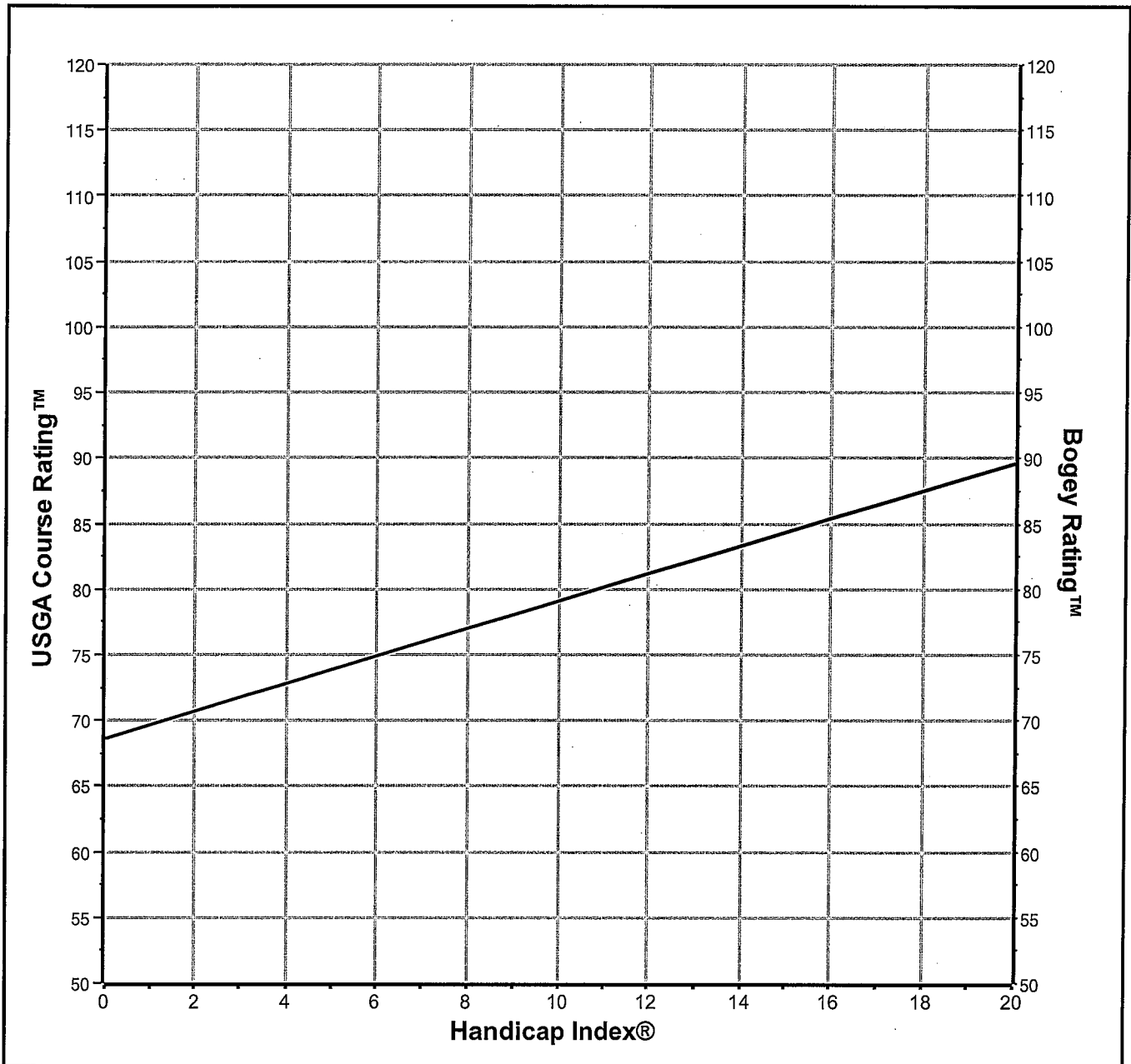
Predicted Score Chart



Issued By: Kansas Golf Association

St. Marys Public Golf Course

Men's - Blue



USGA Course Rating™: 68.6 - Slope Rating®: 119 - Bogey Rating™: 89.6



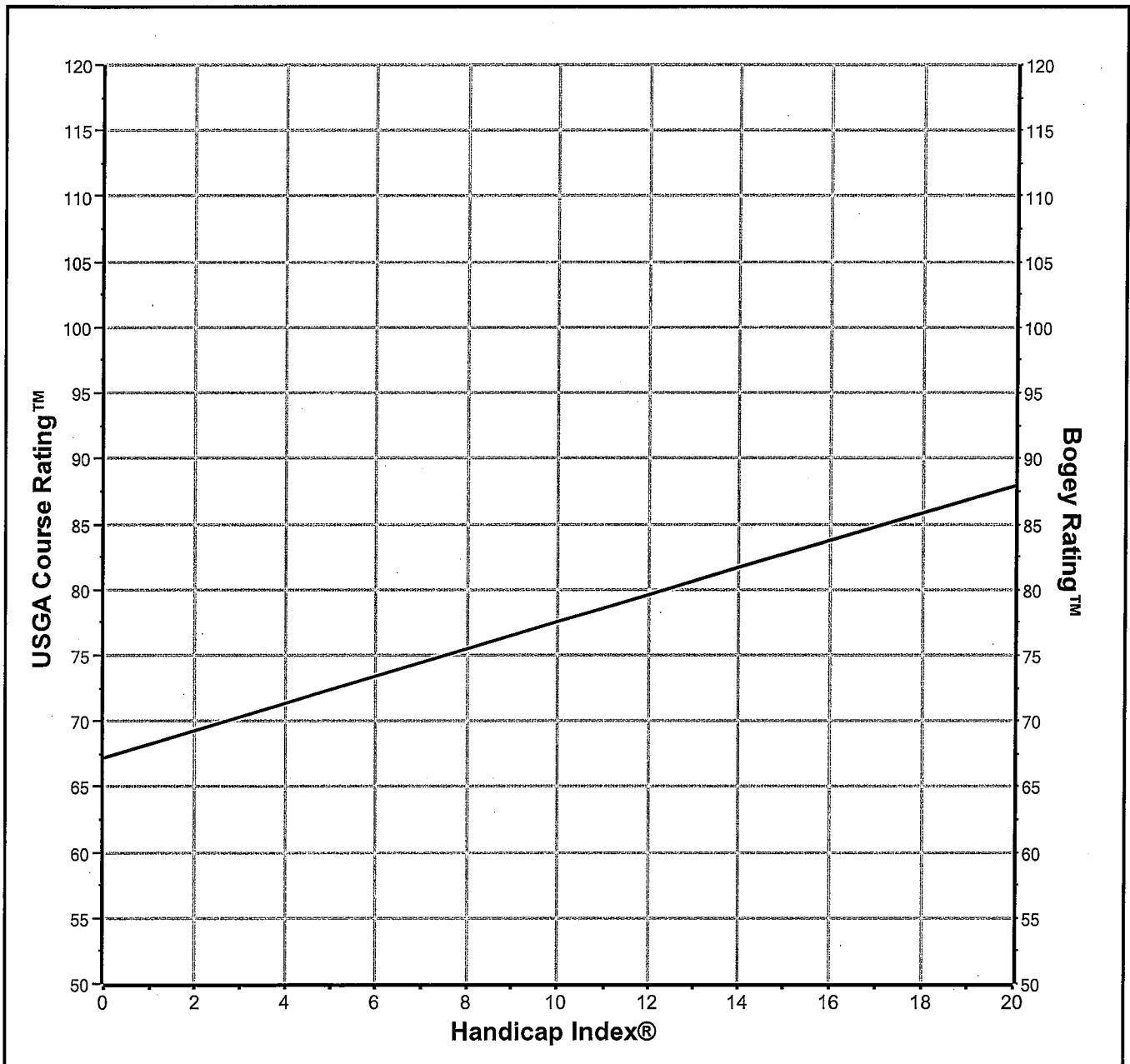
Predicted Score Chart



Issued By: Kansas Golf Association

St. Marys Public Golf Course

Men's - White/Blue



USGA Course Rating™: 67.2 - Slope Rating®: 117 - Bogey Rating™: 87.9



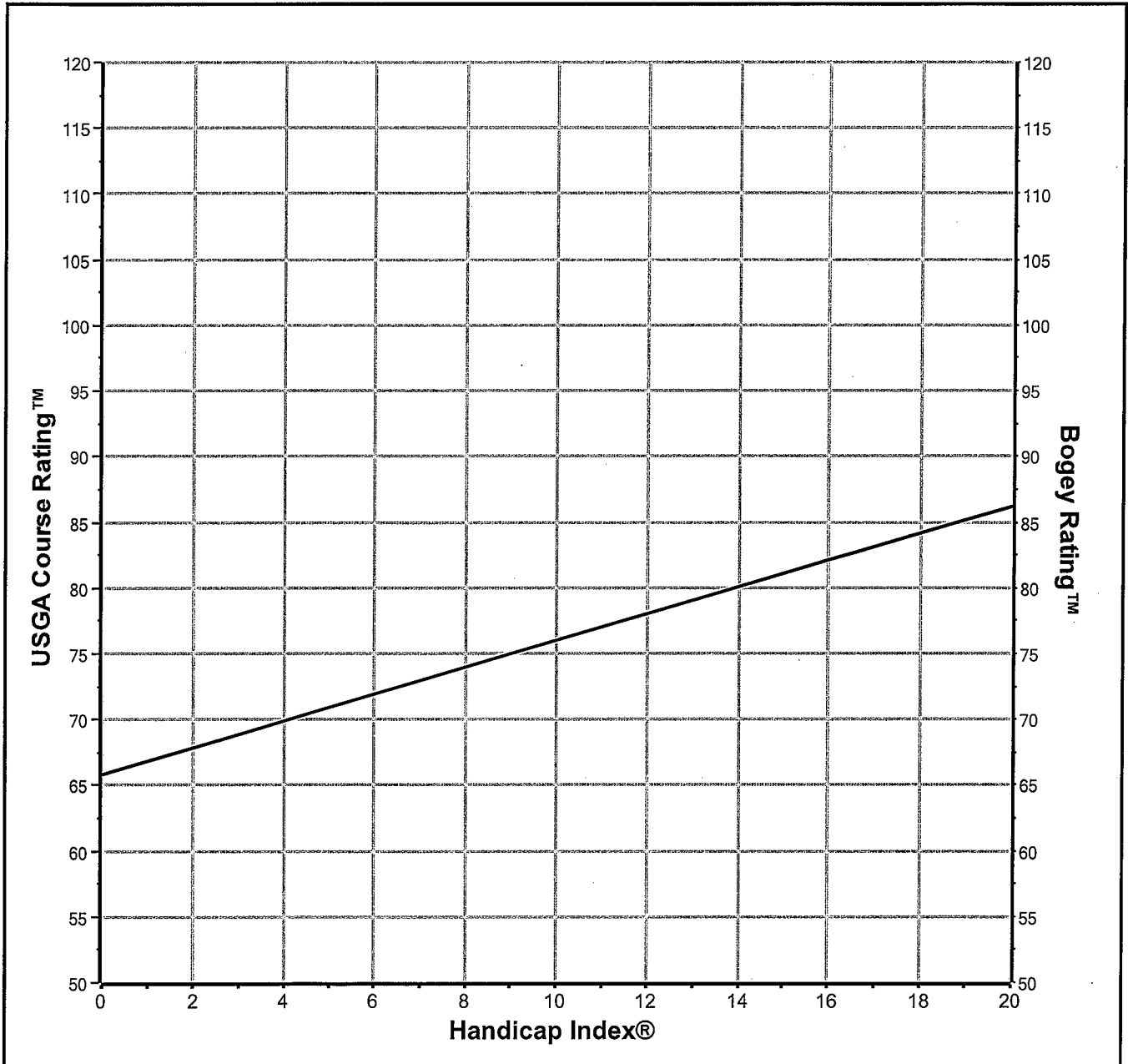
Predicted Score Chart



Issued By: Kansas Golf Association

St. Marys Public Golf Course

Men's - White



USGA Course Rating™: 65.8 - Slope Rating®: 115 - Bogey Rating™: 86.2



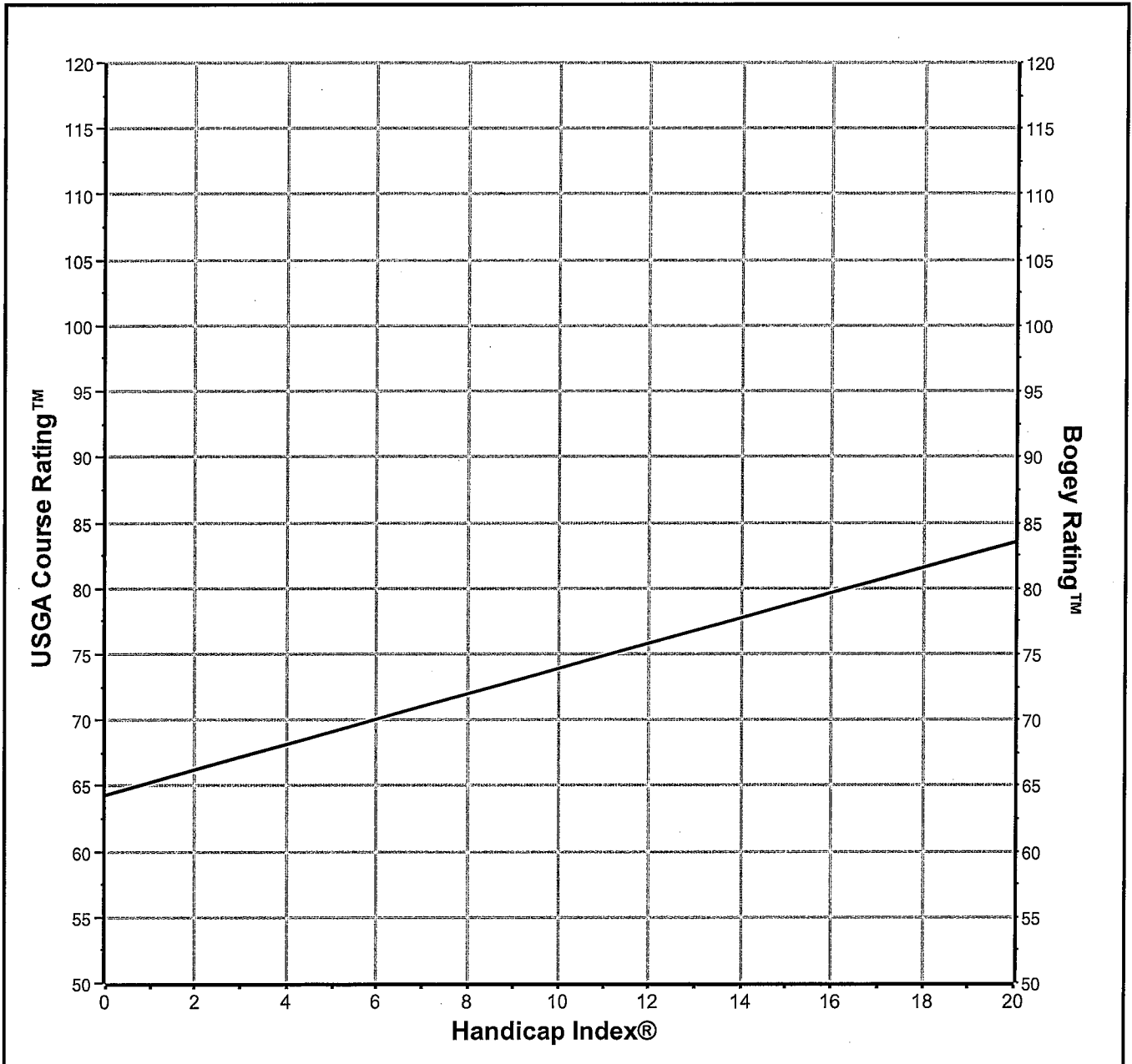
Predicted Score Chart



Issued By: Kansas Golf Association

St. Marys Public Golf Course

Men's - White/Red



USGA Course Rating™: 64.3 - Slope Rating®: 1.0 - Bogey Rating™: 83.5



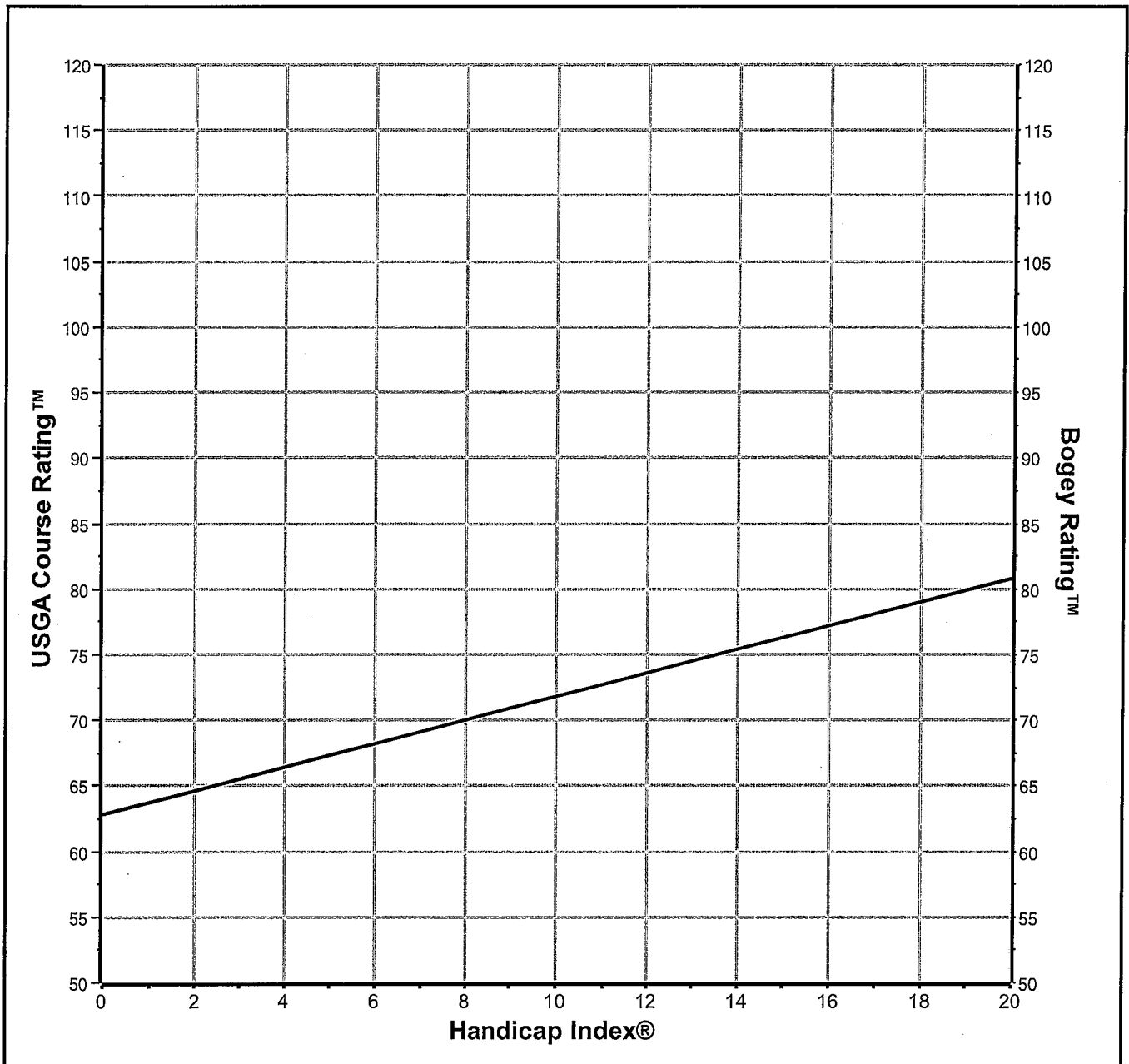
Predicted Score Chart



Issued By: Kansas Golf Association

St. Marys Public Golf Course

Men's - Red



USGA Course Rating™: 62.8 - Slope Rating®: - Bogey Rating™: 80.8